



AutoMak

AutoMak Assembly Incorporated

ROTA BOY®

ROOF PANEL HANDLING MADE EASY!



VISIT WWW.ROTABOYUSA.COM FOR THE LATEST RENTAL RATES

CLAD BOY

Cool Boy

ROTA BOY

AUTOMAK ASSEMBLY INC.

550 North 625 West, Hobart, Indiana 46342, USA

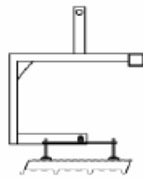
E-mail: info@automakassembly.com Web: www.cladboyusa.com

Phone: (219) 759 2300

Fax: (219) 759 2500

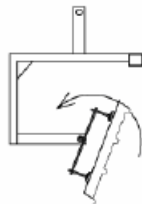


AutoMak Assembly Incorporated



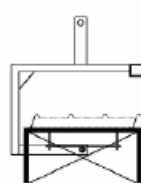
Step 1:

On Panels stacked weather face-down apply the Rota Boy using a crane and lift it.



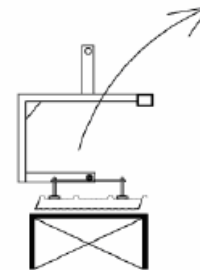
Step 2:

Rotate Panel 180°



Step 3:

Lay the now inverted panel with the weather face up on trestles, positioned next to the bundle. The number of trestles will vary dependant on length – max 10' (3m) centres.



Step 4:

Rotate the Rota Boy back 180° and use it to lift the panel to the roof.

Note:-
All customers using this machine will require site training and following successful training certificates will be issued. All customers must carry out the necessary 'risk assessments' and prepare the 'method statements' to suit each particular project when using this machine



VISIT WWW.ROTABOYUSA.COM FOR THE LATEST RENTAL RATES



AUTOMAK ASSEMBLY INC.

550 North 625 West, Hobart, Indiana 46342, USA

E-mail: info@automakassembly.com Web: www.cladboyusa.com

Phone: (219) 759 2300

Fax: (219) 759 2500